

# BenQ

## DuoBoard

Tap Into Infinite Possibilities




<b>BenQ Europe B.V.</b> Meerenakervweg 1-17, 5652 AR Eindhoven, The Netherlands Tel: +31-88-888-9200 Fax: +31-88-888-9299	<b>BenQ UK Ltd.</b> 3 Staplehurst Office Centre, Weston-on-the-Green, Bicester Oxfordshire OX25 3QU United Kingdom Tel: +44-870-850-4417 Fax: +44-870-850-4418	<b>BenQ France SAS</b> La Boursidière RN1 B6 92357 Le Plessis-Robinson France Tel: +33-0-1-7037-1717 Fax: +33-0-1-7037-1799	<b>BenQ Italy s.r.l.</b> Viale E. Marelli 165, 20099 Sesto San Giovanni MI, Italy	<b>BenQ Technology Iberica S.L.U.</b> Calle Constitución, 3 (2-1) 08960 Sant Just Desvern Spain Tel: +34-93-556-0800 Fax: +34-93-556-0899	<b>BenQ Deutschland GmbH</b> Calle Constitución, 3 (2-1) 08960 Sant Just Desvern Spain Tel: +34-93-556-0800 Fax: +34-93-556-0899
<b>BenQ Deutschland GmbH</b> Niederlassung Österreich Wehlstraße 27b / Stg. 2 / Top 5, 1200 Vienna Austria Tel: +43-190-7276-0	<b>BenQ Benelux B.V.</b> Meerenakervweg 1-17, 5652 AR Eindhoven, The Netherlands Tel: +31-88-888-9200 Fax: +31-88-888-9299	<b>BenQ Deutschland GmbH</b> Zweigniederlassung Baden Tafenstrasse 32 5045 Baden-Dättwil, Switzerland Tel: +41-44-74399-99 Fax: +41-44-74399-00	<b>BenQ Nordic AB</b> Mittbandsvägen 12 Box 7101 S-187 12 Täby Sweden Tel: +46-8-588-98-800 Fax: +46-8-588-98-899	<b>BenQ Austria GmbH Central &amp; Eastern Europe</b> Altmannsdorfer Strasse 89 Top 6, 1120 Vienna Austria Tel: +43-1-38-00-300 Fax: +43-1-38-00-399	<b>BenQ Europe B.V. Representative Office in Russia</b> Park Place Moscow, 113/1 Leninsky, Prospekt B-101, 117198 Moscow, Russia Tel: +7-095-937-8532 Fax: +7-095-626-5196

© Copyright 2019 BenQ Corporation. All rights reserved. Corporate names and trademarks are the property of their respective companies. Specifications subjects to change without notice. Please contact your local BenQ office for the full BenQ product range.

# BenQ

## DuoBoard Corporate Interactive Flat Panel

BenQ DuoBoard is designed to tap into the dynamic possibilities of the modern meeting room and help businesses develop and maintain an environment where ideas flow freely. It allows for extended, seamless team collaboration, stimulating more innovative ideas and is perfect for fostering collaboration then turning your creativities from abstract to real. BenQ DuoBoard is the beginning of infinite possibilities.



## Maximize Team Efficiency with Collaboration+

### A Duo Is Greater than the Sum of Its Parts



**Duo Boards**

Duo Boards combines two DuoBoards together, allowing users to seamlessly double the collaboration space and develop borderless ideas.



**Duo Windows**

Duo Windows allows users to work on two tasks at the same time on a single IFP, saving time and doubling efficiency.



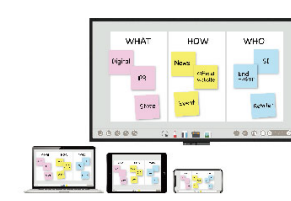
**Duo OS**

Duo OS achieves cross-platform compatibility between Android, iOS, macOS, and Windows OS. Insert the OPS into the DuoBoard for a quick switch between the Android and OPS applications, even in full screen size.



**Duo Users**

Duo Users allows multiple users to co-work simultaneously on a single app for specific topic discussion, fostering team collaboration.



**Board to Board**

EZWrite Cloud Whiteboard allows multiple users to use the IFP and their mobile devices or laptops in different locations, ensuring users have access to their important materials everywhere.



**Portrait Mode**


Easily rotate the DuoBoard to switch from Landscape to EZWrite Portrait mode. In Portrait mode, users can see more details of the vertical image and annotate on EZWrite vertically.  
\*Only CP650 IK supported

# Anywhere Annotation Using Your Own Device



## Adjustable Screen Capture Regions and Easy Import

With EZWrite's Floating Tool, users can capture screen shots of anything on screen, regardless of the source, including content from apps, websites, and videos. They can then import this content into EZWrite for further discussion and annotation on a brand new page.



Step 1 - Press the Screen Shot button on the Floating Tool



Step 2 - Capture on-screen content directly on the IFP



Step 3 - Import to EZWrite and make annotations

## Capacitive Touch Technology Direct Bonding

BenQ new DuoBoard Corporate IFPs' fine-tune handwriting experience is enhanced by incorporating the advanced P-cap (Projected Capacitive) touch technology. The P-cap touch enables accurate, precise touch responses on the screen for realistic handwriting. To facilitate team collaboration, it also supports multi-touch capability. In addition, the high-quality glass layer offers great resistance to light, dust, and water, enhancing overall durability.



Reduces the gap between the touch point and the point displayed on screen.



Creates more natural handwriting with a new touch frame that recognizes a smaller radius.



Reduces the pre-touch distance to offer better touch and writing experiences

## Annotate and Collaborate Everywhere with the Cloud

Boasting powerful cloud features, EZWrite streamlines discussions by letting employees share notes and ideas whether they are in the office, at home, or on a business trip. With BenQ's exclusive AMS service, employees can save materials in the cloud and access them directly from the BenQ IFP, without need for a laptop or smart device.



### Intelligent Handwriting Recognition

EZWrite's handwriting recognition feature allows users to instantly convert written text, numbers, forms, and drawings into easily legible digital text without having to switch modes.



### Dual Pens for Simultaneous Collaboration

EZWrite comes with dual pens that allow two users to write or draw simultaneously with different colors, making it ideal for multiple presenters.

Floating Tool

EZWrite's built-in Floating Tool empowers employees to write on top of any app, video, website, document, or image. Whether using Windows, Mac, Chrome, or Android™, users can take notes on top of any on-screen content and save them for later use. Screen capture lets users capture all of the screen or just a part that they select with their fingers.

## InstaShare Wireless Solution for Seamless Collaboration




### 4 Split Screens and the Central Control for a Smooth Meeting

InstaShare accommodates 4 attendee screens as well as synchronized discussions. To manage the meeting, InstaShare has a centrally-controlled system which regulates the attendees and mirrored content so that meetings can go on smoothly.



### Two-Way Mirroring

Intended to enhance collaboration in business meetings, InstaShare runs two-way mirroring between IFP and mobile devices without the need for video cables, no matter it's in-room or remote spaces and the IFP will always have control of itself.



### Two-Way Touch Control

InstaShare also supports two-way touch control, which means both IFP and client device can control or interact with what is being mirrored. Annotation is another key InstaShare provides when running Two-Way Touch Control.

## Foster a Powerful Collaborative Environment

BenQ IFP ensures businesses can embrace innovation without compromising employee health thanks to smart features that monitor air quality, protect eye health, and reduce the transmission of germs.



### Air-Quality Sensor

Poor indoor air quality can decrease efficiency and reduce alertness. BenQ Interactive Flat Panel incorporate an air-quality sensor that monitors CO2 levels and reminds users to adopt measures that can keep CO2 concentrations in check. This handy feature can boost employee focus and ensure that meetings are always efficient and impactful.

### Smart Eye-Care Solution

BenQ's Smart Eye-Care Solution uses the Interactive Flat Panel's motion sensor to automatically adjust display settings according to the user's distance from the screen. For a smooth and comfortable viewing experience, BenQ IFPs can automatically activate Flicker-Free and Low Blue Light features as necessary.



Flicker-Free



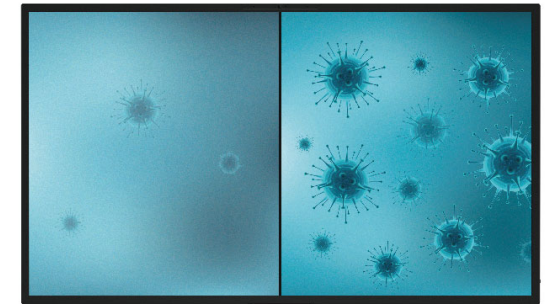
Low Blue Light



Anti-Glare

### Germ-Resistant Screen

The Germ-Resistant Screen is empowered by a multilayer coating of the non-toxic, enduring nano ionic silver agent that kills most germs accumulating on screen surfaces and prevent cross-infection or epidemic in classrooms. The ionic silver's antimicrobial feature remain effective even after thorough cleaning or long periods of use.



with ionic silver coating

without ionic silver coating

### TUV Test Confirmed

TUV is the world's leading inspection and Verification Company, providing internationally approved testing services to verify product quality and performance. Placing our trust in TUV's best-in-class facilities and world-recognized integrity, we had their experts carefully evaluate the screen's antimicrobial efficacy. Proved by the JIS Z 2801:2010 testing methods, the result shows that BenQ's Germ-Resistant Screen can effectively restrain the growth of Escherichia coli, Staphylococcus aureus and Pseudomonas aeruginosa. To maintain antimicrobial efficacy, please frequently wipe your touch screen with a clean, soft, lint-free cloth moisturized with a neutral detergent.

## All-in-One Meeting Solutions



### Start Meetings Quickly with BenQ Launcher

DuoBoard makes it easy for users to launch meetings without delay. Created to aggregate all key tools in one hub, BenQ Launcher allows employees to access video input sources or use the EZWrite whiteboard without having to log into their accounts. Additionally, BenQ Launcher comes with a task switcher, letting users switch between recent apps and input signal sources with just a simple touch.



### Account Management System for Personalized Workspace

DuoBoard supports multi-account management through NFC technology, which allows users directly access and manage their personal system-setting, network drive and cloud storage space such as Google drive and Dropbox, by simply scanning BenQ designed NFC cards without having to enter password.



### Video Conferences Anytime, Anywhere

DuoBoard is pre-loaded with useful business apps such as Blizz by TeamViewer, a powerful cloud meeting service that unifies video conferencing, simple online meetings, group messaging, and discussion management. With a one-click-to-start interface, you can easily host a high-quality audiovisual group meeting by connecting various devices. The embedded camera and array mic enhance meeting efficiency, boosting productivity.



### Hands-Free Control over the IFP with Voice Assistant

BenQ Interactive Flat Panel offers an extra level of flexibility for device control through Voice Assistant. Voice Assistant lets users control the flow of meetings by allowing them to start timers or search the internet from anywhere in the room. Users can easily control the IFP via remote control, further ensuring efficient meetings and effortless collaboration.

\*This feature will be ready by the end of Q3, 2020

## Hassle-Free Display Management and Security

With cloud features, BenQ DMS combined Device Info and Management, Apps Management and OTA (Over-the-Air) Update to provide you an ultimate device management solution for your productivity.



### More Feature



#### Device Info and Management

Remotely control your displays with DMS Cloud via Internet. It's an effective way to lower TCO and energy consumption for your operation.



#### Apps Management

Install Android™ apps for a selection of displays through our cloud server. DMS Cloud is designed to save you the hassles of repetitive manual installation work.



#### OTA (Over-the-Air) Update

Upgrade the latest BenQ firmware for your displays through our OTA Update support and keep them running smoothly at all times.

#### DMS Local

DMS Local is a Device Info and Management software based on windows OS. For users who would like to control your displays remotely via LAN, you can download DMS Local software for your operation.

#### MDA (Multiple Display Administrator)

For users who would like to control your displays remotely via RS232, you can download MDA software for your operation.

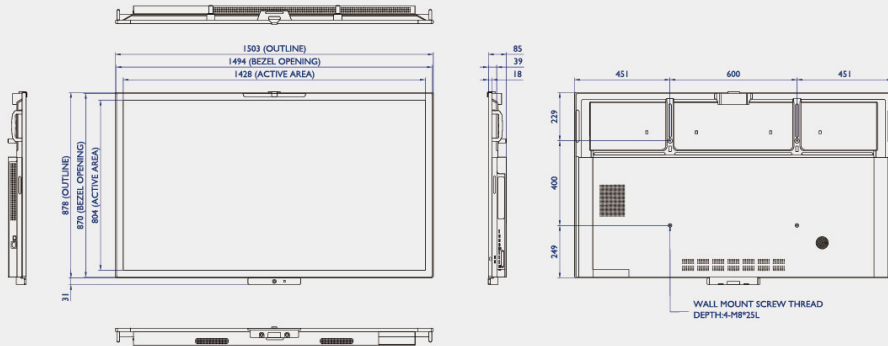
#### McAfee Embedded for Maximum Security

BenQ Interactive Flat Panels are embedded with McAfee for maximum security. McAfee offers device security with Real-time protection, Deep Scan, WebBrowsing Security, and Wi-Fi Security functions. To ensure data security, McAfee provides Privacy Check, APP Access Protection, and Hidden APPs features.

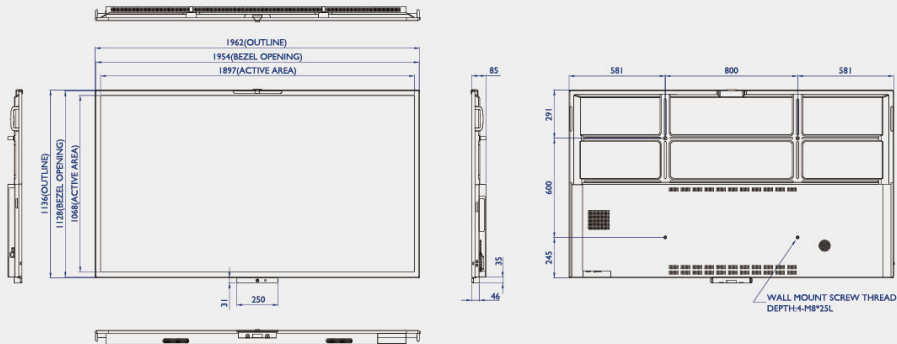
Model	CP6501K	CP8601K
<b>Panel</b>		
Screen Size	65"	86"
Backlight / Lightsource	DLED	DLED
Resolution (Pixel)	UHD 3840 x 2160 pixels	UHD 3840 x 2160 pixels
Brightness (Typical)	320nits	350nits
Contrast Ratio (Typical)	5,000:1	1,200:1
View Angle (Horizontal / Vertical)	178°/178°	178°/178°
Response Time (ms)	8ms	8ms
Color Gamut (x% NTSC)	68%	68%
Light Life (Typical)	30,000 hours	30,000 hours
Display Orientation	Landscape / Portrait	Landscape
<b>Glass</b>		
Tempered Glass	3mm Tempered Glass	3mm Tempered Glass
Anti-Glare & Germ-Resistant Screen	AG75	AG75
<b>Touch</b>		
Touch Technology	P-CAP	P-CAP
Numbers of Touch / Resolution	Up to 20 points Multi-touch	Up to 20 points Multi-touch
Touch interface	USB B Touch Port x2	USB B Touch Port x2
<b>Connectivity &amp; Sensor</b>		
Connector	VGA x1, HDMI 2.0 x3, HDMI Out x1, 3.5mm Audio Line in/Mic in x1, 3.5mm Audio Line out x1, SPDIF Audio out x1, USB 2.0 x4, USB 3.0 x3, USB B Touch Port x2, RS232 x1, RJ45 x1, OPS Slot x1	VGA x1, HDMI 2.0 x3, HDMI Out x1, 3.5mm Audio Line in/Mic in x1, 3.5mm Audio Line out x1, SPDIF Audio out x1, USB 2.0 x4, USB 3.0 x3, USB B Touch Port x2, RS232 x1, RJ45 x1, OPS Slot x1
Built-in Camera	FHD Camera x1	FHD Camera x1
Built-in Microphone	Array Microphone x6	Array Microphone x6
Built-in speaker	Speaker 10W x2 & Subwoofer 16W x1 (HiFi 2.1)	Speaker 10W x2 & Subwoofer 16W x1 (HiFi 2.1)
Sensor	NFC Sensor x1, Motion Sensor x1, Air Quality Sensor x1, Light Sensor x1, IR sensor x1	NFC Sensor x1, Motion Sensor x1, Air Quality Sensor x1, Light Sensor x1, IR sensor x1
<b>Power</b>		
Voltage	AC 100-240V~ 50/60Hz	AC 100-240V~ 50/60Hz
Typical (Watt)	210W	350W
<b>Mechanical</b>		
Weight (Without / With Packing) (kg)	43.2/ 58.5 kg	71.5 / 97.9 kg
Dimension (WxHxD) (mm)	1503×909×85	1962×1167×85
Wall Mounting (VESA) (mm)	4 holes (600 x 400mm) Screw M8 x25mm	4 holes (800 x 600mm) Screw M8 x25mm
Handle	x2	x2
<b>OSD</b>		
On-Screen Display Languages	English / French / German / Dutch / Polish / Russian / Czech / Danish / Swedish / Italian / Romanian / Finnish / Norwegian / Greek / Hungarian / Spanish / Portuguese / Traditional Chinese / Simplified Chinese / Arabic / Japanese / Thai / Persian / Vietnamese / Korea / Turkey / Indonesia (27L)	English / French / German / Dutch / Polish / Russian / Czech / Danish / Swedish / Italian / Romanian / Finnish / Norwegian / Greek / Hungarian / Spanish / Portuguese / Traditional Chinese / Simplified Chinese / Arabic / Japanese / Thai / Persian / Vietnamese / Korea / Turkey / Indonesia (27L)
<b>Package / Accessory</b>		
Remote Controller (with 2.4G dongle & Battery)	x1	x1
Power Cord	By Region	By Region
Cable	VGA(5m) x1, HDMI(1.5m) x1, USB for touch (3m) x1	VGA(5m) x1, HDMI(1.5m) x1, USB for touch (3m) x1
Quick Start Guide	x1	x1
User's Manual Electronic File	x1	x1
Touch Pen	x2	x2
Wall Mount	x1	x1
<b>Optional</b>		
Optional Accessory	InstaShow, WiFi Dongle, OPS, Trolley	InstaShow, WiFi Dongle, OPS, Trolley

## Dimension (mm)

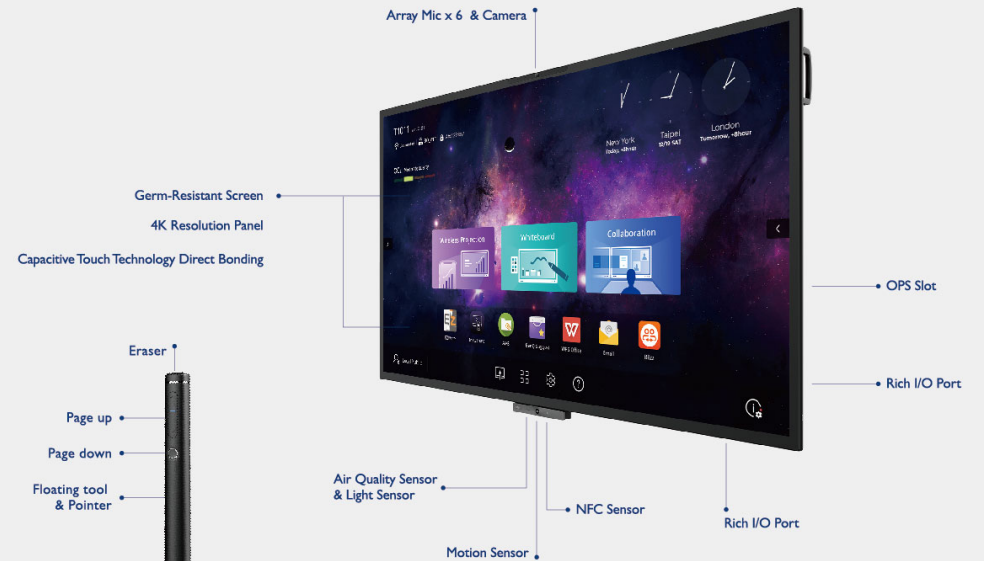
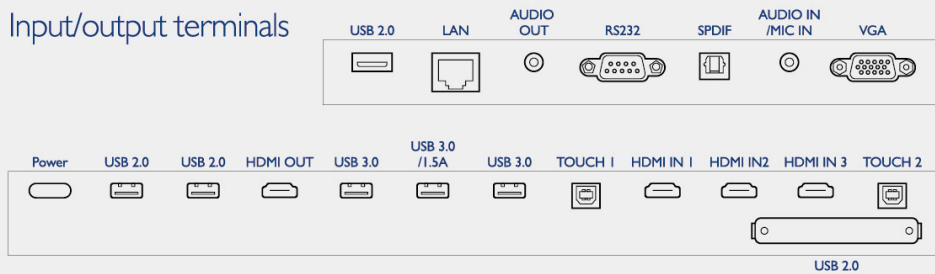
CP6501K



CP8601K



## Input/output terminals



- a Microphone.
- b Turn the display on or off.
- c Press to open SwitchQ, a task switcher to switch between recent apps and input sources.
- d Direction key. Press for upward selection.
- e Direction key. Press for left selection.
- f Press to proceed.
- g Android system main screen button.
- h Volume up/down.
- i Pointer key. Press to activate the spotlight pointer function and following the instruction on the screen.
- j Press to open or close the OSD menu.
- k Direction key. Press for right selection.
- l Direction key. Press for downward selection.
- m Return key.
- n Voice command key. Press to activate Saffi (BenQ Voice Assistant), hold the button for two seconds, then say the command you can use. Release the button until you finish the command.
- o Freeze screen.
- p One key for blank screen.